







Acme Sanitary Ware Co Ltd


Acme Building, 22-28 Nanking Street, Kowloon, Hong Kong
 Tel: 2388 7171 Fax: 2710 8012
 E-mail: acme@acmesanitary.com.hk
 Website: www.acmesanitaryware.com.hk

PROJECT		REF		REV	ITEM CODE	
LOCATION		DATE			PAGE	

SANITARY WARE SPECIFICATION SHEET

Item Descriptions	Mediclinics "Machflow®" (Spain) Steel wall-mounted automatic hand dryer with an ionizer in white epoxy finish	<div>Illustration/ Drawing</div> <div></div> <div></div> <div><div>Technical Specifications</div><table><tr><td>Voltage</td><td>220- 240 V</td></tr><tr><td>Frequency</td><td>50/60 Hz</td></tr><tr><td>Electrical Isolation</td><td>Clase I</td></tr><tr><td>Total power</td><td>420 – 1,500 W</td></tr><tr><td>Consumption</td><td>3.2 – 6.4 A</td></tr><tr><td>Standby consumption</td><td>0.3 W</td></tr><tr><td>Motor power</td><td>420 – 1,100 W</td></tr><tr><td>Rpm</td><td>19,000 – 30,000</td></tr><tr><td>Heating element power</td><td>400 W (interruptor "ON/OFF")</td></tr><tr><td>Dimensions</td><td>330x213x170 mm</td></tr><tr><td>Weight</td><td>5.1 Kg</td></tr><tr><td>Cover thickness</td><td>1.5 mm</td></tr><tr><td>Drying time</td><td>10-15"</td></tr><tr><td>Effective airflow</td><td>115-180 m3/h –1,917-3,000 L/min</td></tr><tr><td>Air velocity</td><td>191 – 325 Km/h</td></tr><tr><td>Air temperature (10 cm distance/21°C)</td><td>45 °C</td></tr><tr><td>Sound pressure ^(*) (at 2m)</td><td>67-74 dBA</td></tr><tr><td>Protection rating</td><td>IP23</td></tr></table><div>(*) According to UNE EN ISO 11201:2010 V2 standard</div></div>	Voltage	220- 240 V	Frequency	50/60 Hz	Electrical Isolation	Clase I	Total power	420 – 1,500 W	Consumption	3.2 – 6.4 A	Standby consumption	0.3 W	Motor power	420 – 1,100 W	Rpm	19,000 – 30,000	Heating element power	400 W (interruptor "ON/OFF")	Dimensions	330x213x170 mm	Weight	5.1 Kg	Cover thickness	1.5 mm	Drying time	10-15"	Effective airflow	115-180 m3/h –1,917-3,000 L/min	Air velocity	191 – 325 Km/h	Air temperature (10 cm distance/21°C)	45 °C	Sound pressure ^(*) (at 2m)	67-74 dBA	Protection rating	IP23
Voltage	220- 240 V																																					
Frequency	50/60 Hz																																					
Electrical Isolation	Clase I																																					
Total power	420 – 1,500 W																																					
Consumption	3.2 – 6.4 A																																					
Standby consumption	0.3 W																																					
Motor power	420 – 1,100 W																																					
Rpm	19,000 – 30,000																																					
Heating element power	400 W (interruptor "ON/OFF")																																					
Dimensions	330x213x170 mm																																					
Weight	5.1 Kg																																					
Cover thickness	1.5 mm																																					
Drying time	10-15"																																					
Effective airflow	115-180 m3/h –1,917-3,000 L/min																																					
Air velocity	191 – 325 Km/h																																					
Air temperature (10 cm distance/21°C)	45 °C																																					
Sound pressure ^(*) (at 2m)	67-74 dBA																																					
Protection rating	IP23																																					
Dimensions	L213 x W170 x H330 mm																																					
Model	M09A-I																																					
Material/ Finish	Steel / White Epoxy Finish																																					
Manufacturer	Mediclinics, S.A. (Spain)																																					
Supplier	Acme Sanitary Ware Co. Ltd Mr. Eric Wong/ Mr. Don Yuen																																					
Contact Tel/Fax	(852) 2388-7171 / (852) 2710-8012																																					
E-mail	acme@acmesanitary.com.hk																																					
Website	www.acmesanitary.com.hk																																					

<div>General description</div> <div><ul style="list-style-type: none">· Sensor operated Machflow Plus hand dryer, available in steel, white or black finish and in AISI 304 stainless steel, bright or satin finish.· With a compact and very robust design, this hand dryer is energetically very efficient and sustainable, providing great energy savings and ultra-fast hand drying. Strongly recommended for high traffic places.· It has an adjustable power motor that regulates energy consumption (between 420 and 1,500W) and provides a maximum air output speed of 325 km/h that dries your hands between 10 and 15 seconds.· Machflow Plus can incorporate, optionally, a HEPA filter media that filters the solid particles in suspension (pollen, dust mites, tobacco smoke, etc.) significantly improving air quality.· As a complement to the HEPA filter medium, and also optionally, the Machflow Plus can incorporate an ionizer ("Ion Hygienic" technology) that cleans and purifies the air through the emission of anions, eliminating most of the germs and particles transported through the air, helping it to be purer and healthier.· Optionally, it is also possible to incorporate a quick assembly / disassembly kit for the machine ("Plug-in" kit code KTP009) that allows you to install and uninstall the hand dryer easily, quickly and safely, making maintenance much more efficient and reducing your costs at the same time.· New air concentrator nozzle which helps to channel better the airflow on the hands. Instead of blowing air all over the hands, it focuses the airflow for a more targeted drying. The narrower opening of the concentrator gives the airflow greater pressure on exit, boosting its speed and thus, making the hand drying process much more efficient.</div>	<div><div>M09A-I White epoxy finish</div></div> <div><div>M09AB-I Matte black epoxy finish</div></div> <div><div>M09AC-I Bright finish</div></div> <div><div>M09ACS-I Satin finish</div></div>
---	--

Note:  <https://youtu.be/qDUU0ues3DE>



* All information of the above is for the reference only. No prior notice is made if any changes.

Source: Mediclinics,



Acme Sanitary Ware Co Ltd

Acme Building, 22-28 Nanking Street, Kowloon, Hong Kong

Tel: 2388 7171 Fax: 2710 8012

E-mail: acme@acmesanitary.com.hk

Website: www.acmesanitaryware.com.hk

PROJECT		REF		REV	ITEM CODE	
LOCATION		DATE			PAGE	

SANITARY WARE SPECIFICATION SHEET

PLUG-IN SYSTEM

The Machflow® Plug-in technology is an easy, practical, fast and secure system to install and uninstall a hand dryer, making maintenance much more efficient and reducing at the same time its costs.

With the Machflow® Plug-in technology a hand dryer can be installed in a few steps and it can be replaced in less than 10 seconds thanks to its SMED (Single-Minute Exchange of Die) system. Furthermore its maintenance can be carried out better at the maintenance workshop and it is totally secure against electric shocks. All of these benefits allow you to reduce the

This fast install/uninstall technology to the wall is **optional** and it is carried out by means of a special kit code: KTP009.

Installation of the dryer with this system is as follows



The Plug in Kit is compatible with the Machflow hand dryer and the Machflow hairdryer

Unscrew the cover screws (x2)

Remove the cover by a rotating movement

ATTENTION: To prevent electrical shock, disconnect the power source before installing the Plug in Kit

Disconnect the wires and remove the power strip

Unscrew the wall mount screws (x4)

Remove the silent blocks from the back of the unit (x4)

Route the wires through the holes to the back of the unit as shown on the picture

At the back of the unit, connect the wires to the fast connector following the engraved letters (N, L and Earth)

Fix the fast connector to the back of the unit using 2 screws

Close the dryer cover

Screw the cover fixing screws (x2)
Your dryer is now ready to be used on a Plug-in base

Same wall holes may be used for the Plug-in installation

Route the wires through the Plug-in base as shown on the picture

Screw the Plug-in base to the wall (x4)

Connect the wires to the fast connector following the engraved

Fix the fast connector to the Plug-in base using 2 screws

Close the security cover
Your Plug-in base is now ready to be used with a Plug-in dryer

Mount the dryer over the Plug-in base with a from top to down movement

Screw the safety screw
Your dryer is ready to be used

Note: <https://youtu.be/qDUU0ues3DE>



* All information of the above is for the reference only. No prior notice is made if any changes.

Source: Mediclinics,



Acme Sanitary Ware Co Ltd

Acme Building, 22-28 Nanking Street, Kowloon, Hong Kong









Tel: 2388 7171 Fax: 2710 8012

E-mail: acme@acmesanitary.com.hk

Website: www.acmesanitaryware.com.hk

HAND DRYERS

Table

	MODEL	OPERATION		DIMINENSIONS (mm)	Ionizer	HEPA filter media	Drain Pipe	ADJUSTABLE POWER	MOTOR			TRAFFIC FREQUENCY		
		manual	sensor						induction	brush	brushless	HIGH	MEDIUM	LOW
	dualflowplus													
	M24A		•	L320xD228xH665	•	•	•				•	•		
	M24AB		•		•	•	•				•	•		
	M24ACS		•		•	•	•				•	•		
	M14A		•		•	•	•	•		•		•		
	M14AB		•		•	•	•	•		•		•		
	M14ACS		•		•	•	•	•		•		•		
	machiflowplus / machiflow													
	M19A		•	L213xD170xH330	•	•		•			•	•		
	M19AB		•		•	•		•			•	•		
	M19AC		•		•	•		•			•	•		
	M19ACS		•		•	•		•			•	•		
	M09A		•		•	•		•		•		•		
	M09AB		•		•	•		•		•		•		
	M09AC		•		•	•		•		•		•		
	M09ACS		•		•	•		•		•		•		
	speedflowplus / speedflow													
	M17A		•	L290xD100xH270 (INSIDE CABINET)	•	•		•		•		•		
	M17AB		•		•	•		•		•		•		
	M17AC		•		•	•		•		•		•		
	M17ACS		•		•	•		•		•		•		
	M17AF		•		•	•		•		•		•		
	M06A		•					•		•		•		
	M06AB		•					•		•		•		
	M06AC		•					•		•		•		
	M06ACS		•					•		•		•		
	M06AF		•					•		•		•		
	saniflow													
	E05	•		L276xD214xH245						•		•		
	E05B	•								•		•		
	E05C	•								•		•		
	E05CS	•		L282xD215xH255						•		•		
	E85	•								•		•		
	E88	•								•		•		
	E88B	•		L278xD212xH248						•		•		
	E88C	•								•		•		
	E88CS	•								•		•		
	E88O	•								•		•		
	E05A		•		L276xD214xH245	•					•		•	
	E05AB		•	•						•		•		
	E05AC		•	•						•		•		
	E05ACS		•	L282xD215xH255	•					•		•		
E85A		•	•						•		•			
E88A		•	•						•		•			
E88AB		•	L278xD212xH248	•					•		•			
E88AC		•		•					•		•			
E88ACS		•		•					•		•			
E88AO		•		•					•		•			
	mediflow													
	M02A		•	L275xD164xH325	•					•			•	
	M02AB		•		•					•			•	
	M02AC		•		•					•			•	
	M02ACS		•		•					•			•	
	M03A		•		•					•			•	
	M03AB		•		•					•			•	
	M03AC		•		•					•			•	
	M03ACS		•		•					•			•	
	optima													
	M99A		•	L260xD150xH302	•				•				•	
	M99AC		•		•				•				•	
	M99ACS		•		•				•				•	
	juniorplus													
	M88APLUS		•	L253xD150xH303	•				•				•	
	M88PLUS	•		L253xD153xH303					•				•	
	smartflow													
	M04A		•	L147xD138xH259	•					•				•
	M04AC		•		•					•				•
	M04ACS		•		•					•				•

• Optional